

Ganga International School,

Sawda



Holidays
Homework



- हिंदी
- English
- Maths
- Computer
- E.V.S
- G.K.



HOLIDAYS ARE HERE AGAIN!

Dear students,

It's time for the much awaited summer vacations. Time for loads of fun & leisure, along with dollops of yummy ice creams & your favourite sodas. Most of you must have already made plans to visit your grandparents, relatives and friends, watching movies and even joining some activity classes. Many of you must have also prepared a list of the museums and monuments you want to visit and things you want to learn.

Keeping yourself engaged to beat the scorching heat, we bring you a series of constructive and enjoyable activities, to inculcate innovativeness and creativity. It will surely enhance your personality and your learning process. Do them neatly and submit to your teachers after the vacation.

Also in your summer vacation, do the following:-



- Read as many books as you can.
- Spend time with your grandparents and parents.
- Go for morning walks and play with them.
- Do a little bit of 'YOGA.'

Wish you enjoy each moment of your summer holidays to your heart's content. Stay blessed...

Mathematics

1. Draw a geometrical rangoli using shapes on A3 sheet and get it laminated use as a table mat.

<https://youtu.be/T3t6uiQsEhQ?si=KN0iUHcjX2te3JA>

2. Clock Making activity with cat face

<https://youtu.be/T9Oz7jg4EGs?si=EWgaUehytg74ZhMt>


3. Making of different shapes using ice cream sticks

https://youtu.be/ISh5ACqkvvgg?si=_sJTKdNTfKthYoUn


4.. Addition and subtraction with board

<https://youtu.be/VYvqpizQE6w?si=BCUjead7dXxOPuQa>


Count the number of dots on each domino and fill in the total.




$$\underline{2} + \underline{4} = \underline{6}$$




$$\underline{\quad} + \underline{\quad} = \underline{\quad}$$



$$\underline{\quad} + \underline{\quad} = \underline{\quad}$$




$$\underline{\quad} + \underline{\quad} = \underline{\quad}$$



$$\underline{\quad} + \underline{\quad} = \underline{\quad}$$

SHAPES AND COLORS

Color the shapes.



◇:black △:yellow ○:purple ☾:pink

□:blue □:green ☆:orange D:brown

○:red

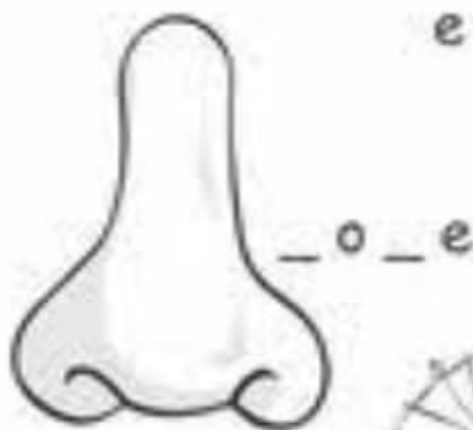
EVS

- 1.. Make big pictures of helpers using finger puppets
- 2.Make a project on different types of houses using cardboard and paper.
3. Make a box on all kinds of transport
4. Make a chart to describe the merits of healthy food and demerits of junk food.
- 5..Make a collage of things we get from plants
6. Make a working model on clothes we wear

https://youtu.be/mnRlktC6wIE?si=vjzx-ohyLu_r1D5H

What is Missing?

Write the missing letters!



PLACES IN THE SCHOOL

Look at the map and the places in this school.



Now, read and guess.

- 1) You play instruments in this place.
- 2) You wash your face and hands in this place.
- 3) You study and have fun in this place.
- 4) You eat a snake in this place.
- 5) You play with friends in this place.
- 6) You paint in this place.
- 7) You grow vegetables in this place.
- 8) You read books in this place.
- 9) You play sports in this place.

Hindi

1. मात्राओं की घड़ी



2. हिंदी दिवस पर पोस्टर A3 शीट पर बनायें ।

3. विलोम शब्द पर मॉडल

4. कार्डबोर्ड का उपयोग कर मात्रा चक्र

<https://youtu.be/rfblixVDHG7g?si=h6jkUBmfgFTufK0u>

5. महिनो के नाम पर दीवार पर लटकता मॉडल (Wall Hanging)

एक अक्षर के साथ अलग-अलग अक्षर जोड़कर शब्द बनाना सीखे।

क	ल	कल
	म	कम
	प	कप

फ	ल	
	न	
	ट	

स	र	
	ब	
	च	

आ	प	
	म	
	ग	

ह	म	
	ल	
	क	

म	न	
	ल	
	र	

संज्ञा

बोर्ड में से शब्द चुनकर, सही शिर्षक के सामने लिखें-



शरीर के अंग _____

फल _____

स्कूल की चीजें _____

घर का सामान _____

ENGLISH

Q1 Prepare beautiful hand puppets and record a short story using those hand puppets. <https://youtu.be/Wbvs0WTHxkM?feature=shared>

Q2 Prepare the following as per your roll numbers:

Roll No. 1-10: Rhyming words

Roll No. 11-20: Opposite words wheels

<https://youtu.be/5hgISDqCjCg?feature=shared>

Roll No. 21-30: Naming words

<https://youtu.be/cHDC9M6e5HA?si=XvKzskPZ2gNP237n>

Roll No. 31-37: Action Words

<https://youtu.be/4ORlvCo-Tz0?si=s4oqzJBLZyXG-LBm>



Q3 Do practice of cursive writing daily.

Q4 Prepare a large cutout of the initial of your name in cursive handwriting. You can use a light-colored sheet.

(Exar




NAME _____

DATE: _____

1. Read the naming words in the box and write under the correct category.

dog	teacher	computer	restaurant
hospital	nurse	pencil	cow
police station	father	ladybug	eyeglasses
chicken	barber	toothbrush	America

person



place



animal



thing



An adjective is a word
that describes a noun

Circle the adjectives.

red boy car  small

mouse  dog mother friend

coat soft hard  pleasant

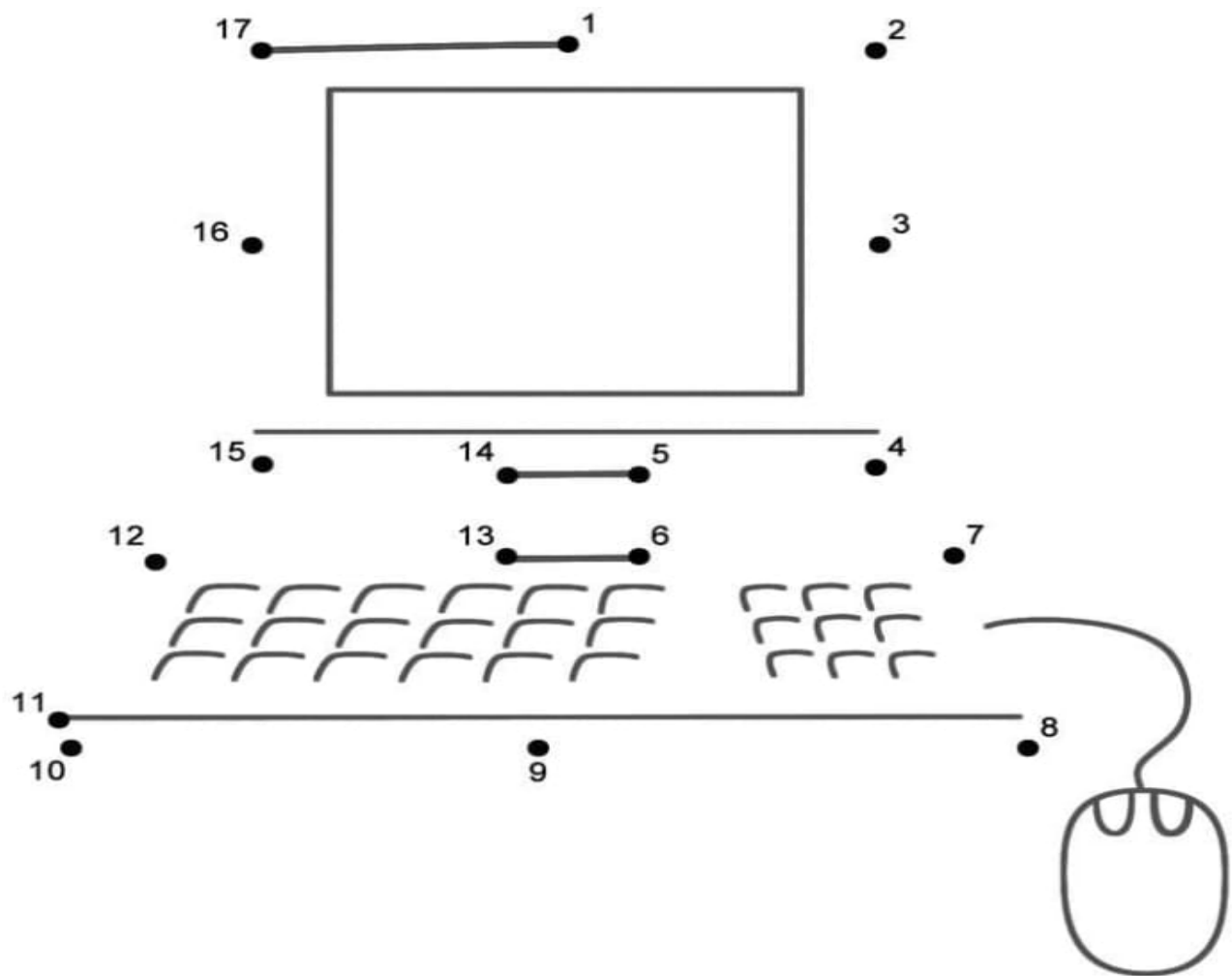
girls books long bicycle short

finish play fast  poor do

goes this person

Computer

1. Make model of different parts of a computer (monitor, keyboard, mouse, CPU).
2. Write a few sentences about what each part does.
3. Practice turning on and shutting down a computer properly. List the steps and draw pictures for each step.
4. Using Paint or Drawing Software: Create a summer-themed drawing using a drawing software (like MS Paint). Print or save the drawing and write a few sentences about what they drew.
5. Typing Practice: Practice typing simple sentences or words using a typing software or an online typing game. Write down the words or sentences they typed and note any improvements in their typing speed.
6. Creating a Simple Presentation: Make a simple presentation (using software like PowerPoint) about their favorite animal or hobby. Include at least 3 slides with pictures and text.
7. Digital Art: Use an online tool or software to create a digital art piece. Save or print the artwork and write a few sentences about their creation.
8. Computer and Nature: Take pictures of nature using a digital camera or a tablet. Create a simple slideshow or collage with these pictures and write a short story or description.



Name : _____ Date : _____

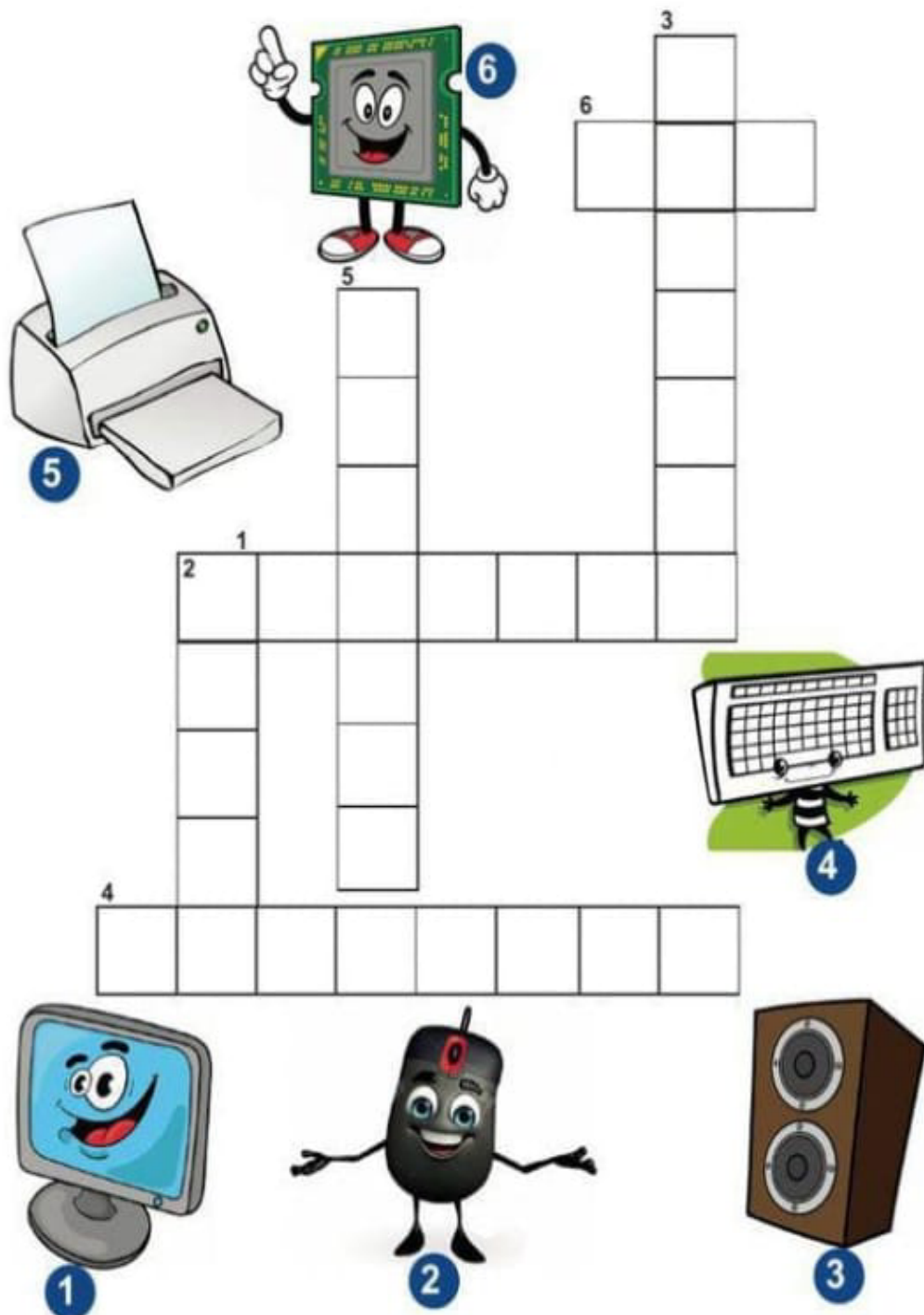
Activity – Computer Keyboard

Color the computer keyboard as per given below.

- Alphabet keys -  Spacebar -  Arrow keys - 
- Fuction keys -  Number keys -  Enter key - 




4. Look at the numbers on the pictures and write the name of device in cross-word puzzle.




Name _____ Grade1 _____


1. Fill the missing letters.



M _ N _ T _ R



M _ U _ E



K _ Y _ O _ R _

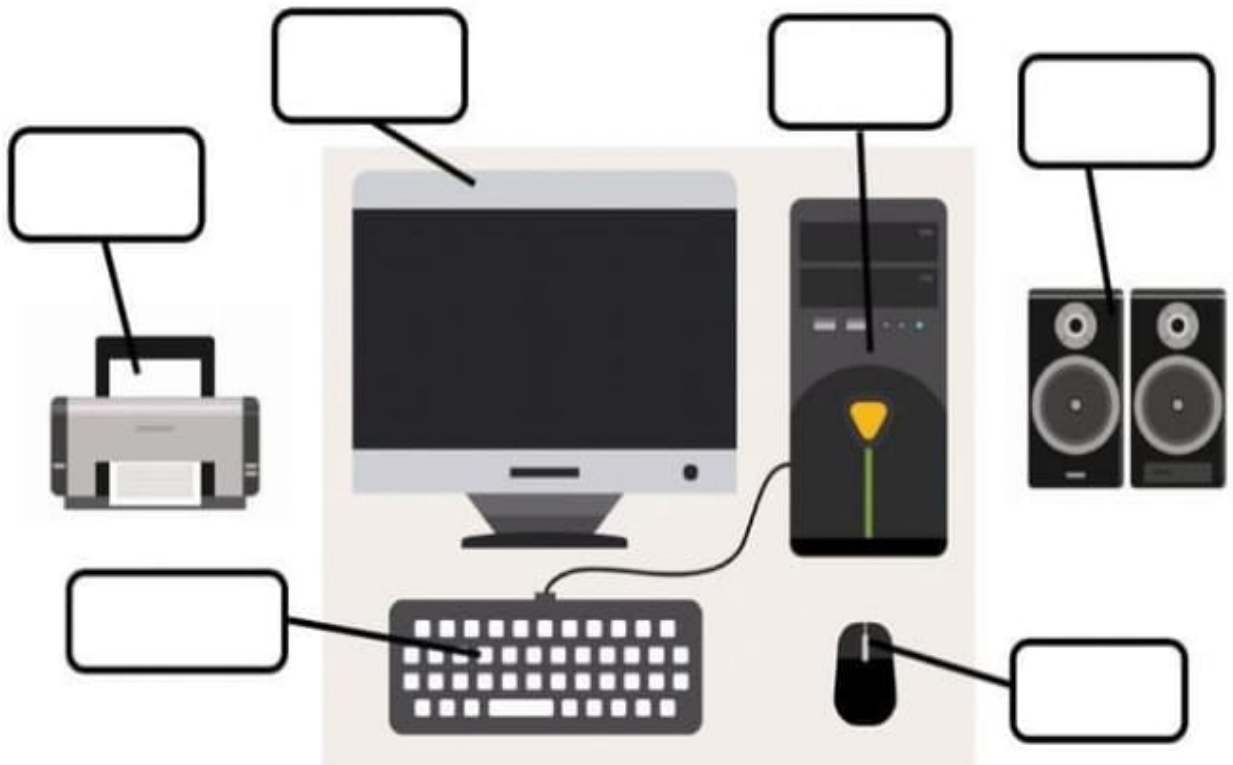


C _ U

COMPUTER PARTS

Drag and drop the computer parts on the correct place.

monitor keyboard speakers printer CPU mouse



3. Match the following:



Listen to music



Type a document



Play games



Send Email



Browse Internet

Art & Craft

1. Prepare a *Tri- colour puppet* using ice-cream sticks of a soldier.
2. Prepare a beautiful *Photo frame* using ice-cream sticks and place a picture of you and your handsome father.

General Knowledge

1. Make flash cards on Our Helpers
2. Make a model on good habits

https://youtu.be/btks-0emKpA?si=XFKtCGVfGJCv_IX8