






**Ganga
International
School, Sawda**



**HOLIDAYS
HOMEWORK
CLASS V**



HOLIDAY HOMEWORK - ENGLISH

1. Maintain a journal and write one page in it every night.
2. Write a poem on any one of the following topics - Moon, Summer season, Mother and Vacations.
3. Making an ancient letter- Dip a thick A4 size white sheet in coffee stain and let it dry. Write a letter on it in cursive writing from the point of view of a son to a father who is a soldier and has gone to fight a war.
4. Books are our best friends and holidays are the best time to bond with them even more strongly than before. Read any one story
 - By Ruskin Bond, The Blue Umbrella
 - By Sudha Murthy, How I taught my grandmother to read
 - By Ranjit Lal, The caterpillar who went on a diet
- Qa. Draw your favorite character on A3 size sheet and write about them.
- Qb. Write 15 new words you have come across in your story and write meanings on A4 size white sheet.
- Qc. Choose 10 adjectives from the story and think of 10 nouns suitable for each adjective.
5. Watch the movie “Moana”
 - Write the names of the main characters
 - Draw your favorite character and write some describing words for them.
6. Reading newspapers is an excellent habit. Read the newspaper everyday and write one new word you learned everyday in your journal, with the meaning.
7. Do the unseen passages from your English grammar book (page number -) in your grammar notebook.
8. Revise all the work done till now in your English book.



HOLIDAY HOMEWORK -हिंदी

1." हिचकी " फिल्म को देखें | A3 सीट पर फिल्म का पोस्टर लगाते हुए , फिल्म में निभाई गई अध्यापिका की भूमिका की विशेषताएं रेखांकित कीजिए।

2.प्रतिवर्ष 21 जून को योग दिवस मनाया जाता है, आप आम जन में योग का महत्व कैसे जागृत करेंगे ? इस पर एक अनुच्छेद रचित करें , आवश्यकता अनुसार चित्र भी लगाए एवं अपने योग करते हुए भी चित्र चिपकाए ।

3.व्याकरण :-

अनुक्रमांक - 1 से 7 संज्ञा

अनुक्रमांक - 8 से 14 सर्वनाम

अनुक्रमांक - 15 से 21 क्रिया

अनुक्रमांक - 22 से 31 विशेषण

अपने अनुक्रमांक अनुसार भित्ति आकृति (Wall Hanging Model) आकर्षित रूप में बनाए ।

<https://youtu.be/zMq3pz36zJ0?si=oKgDao5p11dTLUGZ>

4. कोई दो देश भक्ति सूक्ति रचित करें और सुंदर अक्षरों में साधारण बैनर बनाए ।

5. ऐसी कोई कहानी रचित करें जिसमें कम से कम 10 से 20 मुहावरे प्रयोग किए गए हो ।

6.(की, कि) इन के पांच पांच उदाहरण वाक्य सहित A4 शीट लिखें जिससे इनमें अंतर स्पष्ट हो जाए ।

7.1857 से 1947 तक भारतीयों के द्वारा कौन-कौन से झंडे तथा कब कब अपनाए गए उनके चित्र चिपकाए।

8. पशु पक्षियों की कहानिया पढ़कर स्वयं कहानी लिखने का अभ्यास करे।

9.छुट्टियों के दौरान आपने क्या क्या क्रियाकलाप किए, उनका साप्ताहिक चार्ट बनाइए।

10.अंडमान निकोबार की कोई एक लोककथा चित्र सहित A4 सीट पर लिखें

नोट :- कक्षा में करवाए गए कार्यों को याद कर अभ्यास करे ।

HOLIDAY HOMEWORK - COMPUTER

1. Create a digital drawing or painting using MS Paint, or an online tool like Canva. Experiment with different tools and techniques.
2. Take photos during your holiday and use a photo editing program like Pixlr, Canva, or even basic tools in Microsoft Photos to enhance them. Create a digital collage or an album and write captions for each photo and take printout of these and bring it to school after vacation.
3. Research online safety tips and create a digital poster using Canva or Google Drawings. Include important tips about creating strong passwords, recognizing phishing emails, and maintaining privacy online.
4. Choose an educational computer game (e.g., math, science, or language arts) and play it. Write a review discussing what you learned, the game's features, and what you liked or didn't like about it.
5. Learn question answer of chapter 1&2.
6. Write full form of the following :
I) ENIAC ii) UNIVAC III) EDVAC IV) EDSAC
7. Read chapter 1&2 and learn Book exercise.
8. Make a table on you and your friends details in MS- WORD.
9. Take a virtual tour of a famous museum or landmark (e.g., the British Museum, NASA, the Great Wall of China). Write a report or create a presentation about what you learned and found interesting.
10. Write a short story and illustrate it using digital drawing tools. Compile the story and illustrations into an interactive eBook using tools like StoryJumper or Book Creator.

Note :- share your word on email:- seemadahiya568@gmail.com



HOLIDAY HOMEWORK - ART & CRAFT

1. Prepare a maple leaf petal with combination of two colours(10 orange, 10 green)

<https://youtu.be/jlaFN-OghR4?si=5ZMpxdEPq3r1I9YB>

2. Prepare the ferris wheel and paste your family pictures.
Follow the link given below

https://youtu.be/C_Z4UbflQVs?si=jNe-Z2UV2eWTqwwN



HOLIDAY HOMEWORK - MATHEMATICS


Dear students ,
Explore maths in your everyday life during the holidays!

1. Revise all topics done till date.
2. Practice 10 sums of multiplication and division everyday.
3. Find out the names of two great Indian Mathematicians and write few lines about them.
4. Solve these:-
 - i. The average distance between the Earth and the Venus is 25,724,767 Km. Estimate the given number to the nearest 10, 100 and 1000.
 - ii. The average distance between the Earth and Mars is 48,678,219 Km.
Write the successor and predecessor of the given number.
 - iii. Arrange the three above mentioned distance in ascending and descending order.



HOLIDAY HOMEWORK - MATHEMATICS

5. BE CREATIVE – MAKE YOUR OWN GAME During the vacations, we can create our own indoor games and also enhance our mathematical concepts. A sample is given below. Create your own JIG – SAW PUZZLE (using card board pieces). Select any six out of given nine questions. Compile them together in a small box.



HOLIDAY HOMEWORK - MATHEMATICS

6. Compare the performance of your favorite 5 IPL teams on the basis of their average run rates, number of matches won, maximum number of sixes, strike rate of bowlers, orange cap and purple cap winners of IPL 2024 .

CRITERIA	TEAM 1	TEAM 2	TEAM 3	TEAM 4	TEAM 5
Average run rate					
No. Of matches won					
Strike rate of bowlers					
Max no of six					
Orange cap					
Purple cap					

Represent average run rate of different teams using bar graph on A4 size sheet. Which team got maximum number of sixes.

HOLIDAY HOMEWORK - MATHEMATICS

7. Dance is the best form to express your feeling. Make different types of angles from dance poster. With ice cream sticks and paper folding on A4 size sheet.



HOLIDAY HOMEWORK - GK

1. Answer the following questions:

a. What is bibliophobia?

b. Which state is called orchid paradise in India?

c. Which animal eats snow?

d. Which breed of dog is the cartoon character Scooby Doo?

2. Write at least 50 current affairs questions of June month in notebook.

3. Make a chart of spices, you have to paste real spices and write their names in English.

4. Who invented what?

Take any five scientists name and their inventions. Search for their pictures paste on A4

size coloured sheet.

5. Write a note on your favourite destination for Summer vacation in 200 words at least.



HOLIDAY HOMEWORK - EVS

1. Collect the information about any one of the following historical buildings and make a short digital presentation.

- INDIA GATE
- RED FORT
- SUN TEMPLE
- QUTB MINAR
- JANTAR MANTAR

2. Collect pictures and information about famous dishes of different regions in India and abroad. Paste it and write about it in scrapbook.

3. Collect information and make project on MALARIA and two other disease caused by mosquito bites. (5-6 pages).

4. Collect information about any two stepwells in India and write a short report on it. Include things like:-

- where they are found
- who built them and why ?

5. Make model according to your roll no.

- Roll no. 1 to 5 :- Make a model showing process of photosynthesis.
- Roll no. 6 to 10 :- Make model of food chain.
- Roll no. 11 to 16 :- Make model of showing structure of seed.
- Roll no 17 to 20:- Make model of sense organ with waste material.
- Roll no. 21 to 25 :- Make model of showing food web.
- Roll no. 26 to 31 :- Make model of digestive system.



HOLIDAY HOMEWORK - EVS

6. Learn how to cook healthy food and make a video of it and share it with your teacher.

7. Plant a seed in a small pot and observe it and create a clip of it and also bring it to school after summer vacation.

8. Make a model of your favourite monument with the help of waste material.

9. Go to a grocery shop in your neighbourhood. Request the shopkeeper to give you any three items such as ketchup, pickle and canned food. Note the information written on their labels, like permitted colours and flavours used, preservatives used, date of manufacturing and date of expiry. Compare the findings to know how different items are treated differently. Write it on A4 size sheet.



10. Make your own handmade sheet by recycling old newspaper (atleast 2).

Material required:- old newspaper, water, a container, mixer, 2 plastic sheets, watercolor and a roller pin.

Procedure:-

- tear up your old newspaper into small pieces and soak it in warm water in a container.
 - after 2-3 days, take out the paper bits and blend it in Blender or mixer to make smooth pulp.
 - add watercolor in it of your own choice for colourful sheet.
 - drain extra water from the pulp using strainer.
 - place the plastic sheet on a flat surface.
 - pour your pulp mixture on it and spread the pulp well. Now, covered with another plastic sheet.
 - take a roller pen and roll over it until it is thin like a chapati.
 - remove the above sheet and keep it to dry.
 - do not disturb the people until it is totally dry.
 - your handmade sheet is ready you can make card paper bag etc.
- Bring this sheet in school after the summer vacation.





INTERNATIONAL

ENJOY SUMMER HOLIDAYS

