



Ganga International School, Sawda

CLASS VI

Holiday Homework

- H A P P Y -

Summer Holiday!

*Hope your summer holiday is filled with
laughter, love, and lots of sunshine!*

Dear Parents,

Assignments are not meant to **burden families** – they are designed to **inspire young minds.**



HANDS-ON LEARNING



A poster, a model, or a hands-on activity may appear straightforward, yet for a child, it transforms into a **powerful** opportunity to **discover through experience.**

Concepts that seem abstract in textbooks come alive when students engage with them through creation and exploration.



LEARN TOGETHER

DISCOVER • CREATE • GROW



When children engage genuinely in these activities – guided lovingly by parents – learning transforms into something far more **meaningful, imaginative, and enduring.**



Our aim is never to measure flawlessness – it is always to nurture **genuine effort** and **deeper comprehension.**



Thanking You,
Ganga International School, Sawda
– TEAM GIS SAWDA –



Dear Parents,

This thoughtfully curated holiday homework has been designed to keep your child meaningfully engaged, intellectually stimulated, and closely connected with nature throughout the vacation. The activities provided are a balanced blend of academic enrichment, creative exploration, life skills, and character-building experiences aimed at fostering overall growth and development. We warmly encourage parents to actively support, guide, and participate in these learning experiences alongside their children. All completed tasks should be carefully documented through photographs, written observations, creative samples, or activity records and submitted upon reopening of the school. These enriching activities will play a significant role in nurturing the holistic development of your child while ensuring that learning remains joyful, purposeful, and memorable.

Happy learning and happy holidays! 

 **1. Shlokas**

- ◆ Learn and recite 5 shlokas — speak them aloud daily and write them in a notebook.

 **2. Tables Recitation**

- ◆ Practise tables 2–20 every day: first speak them aloud, then write them in a notebook.

 **3. Moral Values**

- ◆ Practise one moral value each day (kindness, honesty, gratitude, respect) and write a short reflection in a diary.

 **4. Grow & Adopt a Plant**

- ◆ Plant a seed or sapling, water it daily, and maintain a photo diary of its growth through the holidays.

 **5. Create a Bird Nest**

- ◆ Watch a YouTube tutorial and create a bird nest using natural materials; place it in a safe spot for birds to use.

 **6. Water Pots for Birds**

- ◆ Place a shallow water pot on your terrace daily; observe which birds visit and click photographs as a field record.

7. Herbarium File

- ◆ Collect 8–10 leaves or plant specimens, press and dry them, then mount and label each one in a file.

8. Microgreens & Sprouts

- ◆ Grow microgreens at home, include them in your diet, and write a short note on what you learned about their nutritional value.

9. Yoga Ritual

- ◆ Practise yoga for 15–20 minutes every morning and maintain a daily yoga log.

10. Positive Affirmations

Students are encouraged to include the following affirmations in their morning routine:

- I am always happy.
- I am calm and stable in every situation.
- My memory and concentration are excellent.
- I eat healthy food; my body is perfect and disease-free.
- I use gadgets only for studying.
- I respect everyone. I respect nature.

Wishing you a joyful, green, and purposeful holiday! 🌻

ENGLISH

1. Write an application to the Principal(On A4 sheet)

- ❖ Application for One Day Leave
- ❖ Application for Permission to Participate in a Competition
- ❖ Application for Change of Section
- ❖ Application for Remedial Classes
- ❖ Application for School Bus Facility



2. My Eco-Friendly Challenge (On A4 sheet)

Take a 5-day eco-challenge (saving water, avoiding plastic, planting a sapling, etc.).

Record your actions daily.

Write a short reflection (**8–10 lines**) on what you learned.



3. Newspaper Reporter

Imagine an unusual event happened in your area (e.g., a talking dog, a tree that gives chocolates!).

Write a news report (**80–100 words**) with a catchy headline.



4. Comic Strip Story (On A4 sheet)

Create a comic strip (4–6 boxes) based on a funny or adventurous story.

Add dialogues and captions.

Give your comic a title.



5. Vocabulary Builder Challenge (On A4 sheet)

Find **10 new words** from books/newspapers.

Write their meanings.

Use any 5 words in your own sentences

6. Art integrated project

Vocabulary Tree

Create a “Sikkim Word Tree” using words related to:

Nature

Culture

Tourism

ASL Activity (Speaking & Listening)

Role Play “**Conversation**” Activity



Choose a situation:

(At a shop / At a railway station / Meeting a new friend)

Prepare a short dialogue (8–10 lines)

Perform it with a family member or friend.

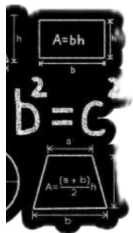
Focus on:

- ❖ Clear pronunciation
- ❖ Proper expressions
- ❖ Listening and responding correctly

Holiday Homework PPT Assignment

Art Integrated Activity

Students have to prepare a PowerPoint Presentation (PPT) based on the given Holiday Homework topics.



General Instructions:

- Use pictures, colours, borders, and creative designs.
- Write in neat and simple language.
- Add animations only if needed.
- PPT file size should be less than 2 MB.
- Save the file with your name and class.

Slide 1

Create a Sikkim Word tree using words related to the Nature , Culture and Tourism of Sikkim.

Slide 2

Create a poem using these words too on one slide.

Slide 3

सिक्किम पर आधारित एक सुंदर कविता लिखिए।


कविता में निम्न विषय शामिल करें:

प्राकृतिक सौंदर्य

पर्वत और जंगल

संस्कृति और पर्यटन

चित्रों का प्रयोग करें।



Slide 4

सिक्किम में से किसी एक विषय पर जानकारी दीजिए:

भौगोलिक स्थिति

खान-पान

प्रसिद्ध स्थान

वेशभूषा

कम से कम 5-6 बिंदु लिखें।

Slide 5

Draw or insert a picture of a Traditional Thangka Painting or Choktse Art of Sikkim and identify:

Circles

Triangles

Squares

Rectangles

Label all the geometric shapes clearly.

Slide 6

Identify and explain:

Lines of symmetry present in the artwork

Any patterns or designs used

Write 4–5 mathematical observations about the art.

Slide 7

Create a PPT on “Biodiversity of Sikkim”

Include:

Red Panda

Himalayan Monal

Rhododendron flowers

Mountains and forests of Sikkim

Add pictures and labels.


Slide 8:

Herbivores and carnivores

One food chain of Sikkim

Adaptations for cold climate

Write 5–6 points with diagrams or images.



Slide 9 and 10

Prepare a PPT on the Geography of Sikkim

Include:

Climate

Population

Food

Economy

Important places

Use maps or pictures.



Final Submission Instructions

- Total Slides: 10 Slides.
- Submit the project before the given deadline.

MATHEMATICS

- 1) Learn and make the chart of tables from 2-20 on A-4 size sheet.
- 2) **Conversion Diary:** Track how many hours you spend on TV, mobile or reading for one week. Convert these hours into minutes and seconds.
- 3) **Water Audit:** Do the water audit in your home and fill the given form:

https://1drv.ms/b/c/340673d7cfc8a595/IQA1iNfljO8uQbjp-WT6yk0CAYJyV3Cs_e0jiZkyPhhxY?ZI

- 4) **Model on Measurement units:**

<https://youtu.be/WFsGv8ZErYU?si=cdwJpXpSVRPgaKO7>

- 6) **Gosharpener activities:** Do the activities of Gosharpener and paste your photos in a scrap file.

SCIENCE

1. Prepare any one creative working model on the theme “World Environment Day – Save Environment, Save Earth” using eco-friendly or waste materials. You may choose any one of the following topics:

- a) Rainwater Harvesting Model
- b) Water Conservation System
- c) Solar Energy Working Model

Also attach a small chart and write 5–10 lines explaining:

- a) What does your model shows?
- b) How does it helps the environment?

2. Observe your surroundings and prepare a short report on:

- a) Living and Non-Living Things Around You
- b) Healthy and Unhealthy Food Habits
- c) Ways to Keep Ourselves and the Environment Healthy



3. Draw, colour and label any two diagrams from the following topics in your science notebook/file. Use proper colouring and neat labelling:

- a) Parts of a Plant
- b) Human Digestive System
- c) Water Cycle
- d) Solar System
- e) Sense Organs



4. Write the following assignment questions neatly in your Science notebook and answer them in detail with proper presentation:

- a) Prepare a balanced diet chart and explain the importance of nutrients in our body.
 - b) Collect or draw pictures of different objects found at home or school and classify them as magnetic and non-magnetic materials. Also write where magnets are used in daily life.
 - c) Make a healthy daily routine showing good food habits, exercise, cleanliness, study, play, and sleep timings.
 - d) Collect or draw pictures of plants and animals and group them according to their characteristics.
 - e) Observe and write five examples of how Science is used in everyday life and explain their usefulness.
5. Maintain a small Science Diary and write one interesting scientific fact daily for 15 days.

OR

Make a small scrapbook using pictures or drawings of:

- a) Plants
- b) Animals
- c) Sources of Food
- d) Water Conservation
- e) Healthy Habits

SOCIAL SCIENCE

1. “My Mini World Atlas” Project.

Make a small scrapbook atlas.

Include:

- a. Continents and oceans
- b. Important countries and capitals



c. Flags of 5 countries

Add drawings and colors for creativity.

2. “Know Your Local Area” Activity

Draw a map of your neighbourhood.

Mark places like school, park, market, hospital.

Interview an elder about how the area has changed.

Write 8–10 lines about it.

3. “Monument Model Making”

Make a model of any famous monument (Taj Mahal, Red Fort, Lotus Temple etc.).

Use clay, cardboard, or waste materials.

Write:

a. Location

b. History (5–6 lines)



4.

A) What message is the Earth cartoon trying to give about the use of plastic bags?

B) Suggest any two ways students can help in keeping the Earth clean and pollution-free.

WORKSHEET-

1. Riya wants to visit her grandmother who lives in another state. She uses a map to find the route. On the map, she notices symbols for roads, rivers, railway lines and hospitals. She also checks the directions carefully before starting the journey.


Questions:

A. Why are symbols used on maps?

B. Which direction will Riya move if she travels from south to north?

C. Name two features that can be shown on a map.

D. What helps us understand the meaning of symbols on a map?



- e. Why are directions important while reading a map?
2. Draw the labelled diagram of heat zone of the earth and explain them.
 3. Distinguish between the rotation and revolution of the earth.
 4. Suppose it is Monday 11:00 p.m. in Los Angeles.
What day and time will it be in New Delhi if Delhi is 12 hours 30 minutes ahead?
 5. Why do different places on the Earth have different local times even though they are on the same planet?
 6. Why is mutual respect important for peaceful community life?
 7. You notice people planting trees in a park. What values are they showing?
 8. **Cartoon Analysis Question – Save Water**

Draw a cartoon showing people wasting water while another area suffers from drought.

Answer the following:

What message does the cartoon give?

How can we save water at home and school?

Write two slogans on water conservation.

9. MAP ACTIVITY:

On an outline political map of India:

• Mark all Indian states and capitals.

• **Locate and label:**

The Himalayas, Thar Desert, River Ganga, Western Ghats, Eastern Ghats, Indian Ocean

Bay of Bengal, Arabian Sea, Standard Meridian of India, Tropic of Cancer

COMPUTER

1. 🎬 **Create a Tech Video** – Make a 2–3 minutes video on Cyber Safety, AI, or Smart Technology with subtitles and creative editing.
2. 🤖 **AI vs Human Project** – Compare human-made and AI-made drawings/poems and write your opinion on “Can AI replace humans?”
3. 🗝️ **Cyber Safety Booklet** – Design a small booklet or digital poster about strong passwords, online scams, and internet safety rules.
4. 💻 **Design Your Dream Laptop** – Create a model/poster/PPT of a futuristic laptop with advanced features like hologram screen, AI assistant, etc.
5. 📸 **Technology Around Me** – Click and paste 10 photos showing technology used in daily life and explain how computers help in each.

रचनात्मक एवं क्रियात्मक कार्य

कक्षा-6

विषय – हिन्दी

1. मेरा प्रिय पर्व— अपने प्रिय त्योहार पर एक प्रोजेक्ट तैयार करें। इसमें त्योहार के नाम, त्योहार कब मनाया जाता है, मनाने का कारण, त्योहार से मिलने वाली सीख लिखिए तथा चित्र की सजावट कीजिए।
2. पेड़ पौधों का महत्व विषय पर प्रोजेक्ट तैयार कीजिए इसमें शामिल कीजिए – पेड़ पौधों से होने वाले लाभ, पेड़ काटने के नुकसान, पर्यावरण बचाने के उपाय। अपने आस पास के 5 पेड़ों के नाम और चित्र।
3. प्रतिदिन हिन्दी समाचार पत्र, पुस्तक या कहानी पढ़िए तथा पाँच नए शब्द ढूँढकर अर्थ सहित एक तालिका बनाइए।
4. “मैं हूँ कलाम” फिल्म देखिए तथा इस फिल्म का पोस्टर A4 शीट पर चिपकाइए और इसके नायक का नाम लिखिए।
5. मेजर ध्यानचंद, ए.पी.जे.अब्दुल कलाम, रानी लक्ष्मी बाई में से किसी एक पर प्रोजेक्ट तैयार कीजिए।

संस्कृत

- (1) पाँच वृक्षों के चित्र बनाइए तथा उनके नाम संस्कृत में लिखिए तथा उनसे होने वाले लाभों की तालिका बनाएँ।
- (2) पाँच फल, पाँच पशु, पाँच पक्षियों, पाँच फूलों तथा पाँच वस्तुओं के चित्र चार्ट पेपर पर बनाए या चिपकाएँ तथा उनके नाम संस्कृत में लिखें।
- (3) पाँच – पाँच पुल्लिंग, स्त्रीलिंग तथा नपुंसक लिंग शब्दों के रूप तीनों वचनों में अपनी उत्तर पुस्तिका में लिखें।
- (4) अपने घर में प्रयोग होने वाले किन्हीं दश वस्तुओं के नाम तथा आकार सहित संस्कृत में तालिका बनाएँ।
- (5) सौरमंडलस्य चित्रं अथवा पतिकृतिं निर्मायत। ग्रहाणां नामानि च लिखत। – सौरमंडल का चित्र बनाइए अथवा चिपकाइए तथा ग्रहों के नाम संस्कृत में लिखिए।
- (6) प्रतिदिन एक श्लोक यादकर A4 सीट पर लिखिए।

ART & CRAFT

THEME “BEST OUT OF WASTE”

DO ANY 3 .

1. FUTURE CITY MODEL – “CITY OF 2050”

Materials:

Cartons, bottle caps, old wires, foil, transparent plastic, cardboard boxes.

Task:

Create a futuristic city showing:

Eco-friendly buildings

Flying vehicles

Solar panels

Sky bridges

Vertical gardens

2. STORY BOX WORLD

Materials:

Shoebox, coloured paper, fabric scraps, magazine cut-outs, cardboard.

Task:

Create a mini 3D world inside a shoebox.

Theme Ideas:

Magical forest

Underwater world

Space adventure

Dinosaur land

3. ROBOT SCULPTURE FROM WASTE

Materials:

Bottle caps, small boxes, foil, old wires, springs, buttons.

Task:


Design a creative robot using waste materials.

👉 Include:

Robot's name

Special power

4. HANGING WIND MOBILE



Materials:

Old CDs, bottle caps, beads, foil strips, thread, plastic pieces.

Task:

Create a colourful hanging mobile that spins and reflects light beautifully.

5. “TRASH TO CREATURE” MODEL

Materials:

Broken toys, bottle lids, newspaper rolls, buttons, wires, fabric scraps.

Task:

Create an imaginary creature or alien using waste materials.

Also Write:

Creature name

Habitat

Superpower



General Knowledge

1. Write daily news (Any Two) in a notebook (Make a separate notebook for this task.) (From 25/5/26 to 30/6/26)
2. Write 28 states and Capital of India and write name of CM and their photos. In a scrapbook also write famous places and food of that state.
3. Watch Informative channels like Geography, History 18 and Discovery Channels. Watch documentaries.

HAPPY
holidays