

# Ganga International School, Sawda

Class IV  
Holiday Homework  
2026-27



**Summer vacation is your time to shine - a chance to chase new dreams, explore the world around you and grow in ways you never imagined.**

Dear Parents and Students,

Greetings from Ganga International School, Sawda!!

Summer vacation is a cherished chapter in a child's life - a season of joy, freedom and boundless possibilities. It offers young minds the precious opportunity to pursue their interests, explore their creativity and indulge in the simple pleasures of family togetherness. Whether it is laughter shared with siblings, stories exchanged with grandparents, or adventures embarked upon with parents, these golden days become the most treasured moments in a student's journey.

Dear Parents,

**Assignments** are not meant to **burden families** – they are designed to **inspire young minds.**



HANDS-ON LEARNING



A poster, a model, or a hands-on activity may appear straightforward, yet for a child, it transforms into a **powerful opportunity to discover through experience.**

Concepts that seem abstract in textbooks come alive when students engage with them through creation and exploration.



LEARN TOGETHER

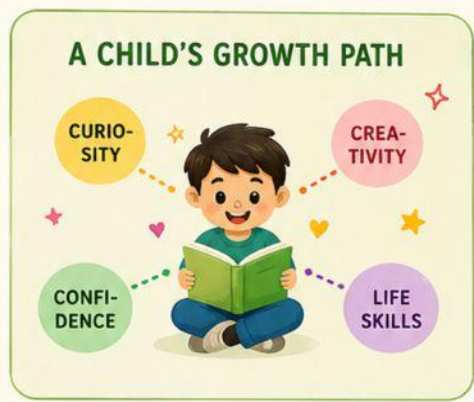
DISCOVER • CREATE • GROW



When children engage genuinely in these activities — guided lovingly by parents — learning transforms into something far more **meaningful, imaginative, and enduring.**



Our aim is never to measure flawlessness — it is always to nurture **genuine effort** and **deeper comprehension.**



A CHILD'S GROWTH PATH




Thanking You,   
**Ganga International School, Sawda**

— TEAM GIS SAWDA —

**Dear Parents,**

This thoughtfully curated holiday homework has been designed to keep your child meaningfully engaged, intellectually stimulated, and closely connected with nature throughout the vacation. The activities provided are a balanced blend of academic enrichment, creative exploration, life skills, and character-building experiences aimed at fostering overall growth and development. We warmly encourage parents to actively support, guide, and participate in these learning experiences alongside their children. All completed tasks should be carefully documented through photographs, written observations, creative samples, or activity records and submitted upon reopening of the school. These enriching activities will play a significant role in nurturing the holistic development of your child while ensuring that learning remains joyful, purposeful, and memorable.

*Happy learning and happy holidays!* 

 **1. Shlokas**

---

Learn and recite 5 shlokas — speak them aloud daily and write them in a notebook.

**1 Tables**  **Recitation**

Practise tables 2–20 every day: first speak them aloud, then write them in a notebook.

 **3. Moral Values**

---

Practise one moral value each day (kindness, honesty, gratitude, respect) and write a short reflection in a diary.

**4. Grow & Adopt a Plant**

---

Plant a seed or sapling, water it daily, and maintain a photo diary of its growth through the holidays.

 **5. Create a Bird Nest**

---

Watch a YouTube tutorial and create a bird nest using natural materials; place it in a safe spot for birds to use.

 **6. Water Pots for Birds**

---

Place a shallow water pot on your terrace daily; observe which birds visit and click photographs as a field record

 **7. Herbarium File**

---

Collect 8–10 leaves or plant specimens, press and dry them, then mount and label each one in a file.

 **8. Microgreens & Sprouts**

---

Grow microgreens at home, include them in your diet, and write a short note on what you learned about their nutritional value.

## 9. Yoga Ritual

---

Practise yoga for 15–20 minutes every morning and maintain a daily yoga log.

## 10. Positive Affirmations

---

**Students are encouraged to include the following affirmations in their morning routine:**

- \*I am always happy.
- \*I am calm and stable in every situation.
- \*My memory and concentration are excellent.
- \*I eat healthy food; my body is perfect and disease-free.
- \*I use gadgets only for studying.
- \*I respect everyone. I respect nature.

## ENGLISH

### Design Your Superhero

Draw your own superhero (It should be your own original idea)

Write a paragraph about it, give it a name( of your own choice) and powers too.(name, powers, mission, costume).

### Comic Strip Story

Make a comic story.

Add dialogues in speech bubbles on an A4 size sheet. The characters of your comic should be fruits or vegetables. Use pencil colours to colour it.

### Practise one page cursive writing-

Write one page everyday in the cursive writing book and practice the cursive fonts.[My Daily Routine Clock](#)



Draw a clock showing your daily routine.

Write 6–8 sentences describing your day. Do it in A4 size sheet and bring along with the 3-D model of clock.



## Story Weaving

Create stories from the following pictures. Write on ruled A4 size sheets.



### ASL Activity-

#### ASL Activity (Speaking & Listening)

#### Listen – Understand – Speak Activity

Students will watch a short story video. After carefully listening to the story, students will complete the following tasks: (To be done in English Notebook)

Link - [A face in the Dark by Ruskin Bond| Icse stories](#)

#### Part A – Listening Skills

- \*Write the title of the story/video.
- \*Name the main characters.
- \*Write the moral/message of the story.
- \*List any 5 new words you heard in the video and write their meanings.
- \*Answer the following questions in complete sentences:
- \*What was the problem in the story?
- \*Which character did you like the most and why?
- \*What happened at the end of the story?

## Part B – Speaking Skills

### Alternate Ending

Create and narrate a different ending for the story. Make a short video of yourself narrating the new ending.

### हिंदी

1 प्रति वर्ष विश्व पर्यावरण दिवस 5 जून को मनाया जाता है | आप अपने आसपास के पर्यावरण को कैसे सुंदर बनाने में कैसे अपना योगदान दे सकते हो | कोई पांच ऐसी गतिविधियों का उल्लेख कीजिए जिसमें आप पर्यावरण को सुंदर बना रहे हो, गतिविधि से संबंधित फोटो भी खींचे |

2 - आप योग के महत्व को भलीभांति जानते हैं, अपने छोटे भाई बहन को योग के 5 से 6 आसान सिखाते हुए, उनकी फोटो खींचे सभी आसनों के लाभ A4 शीट पर लिखे |

3 नरसिंह महावतार फिल्म को देखें, उस फिल्म में आपको कौन से दृश्यों ने अधिक प्रभावित किया किन्ही 5 से 7 दृश्य को संकेत बिंदुओं के रूप में A4 शीट लिखें | इस फिल्म का शीर्षक बदलने को कहा जाए तो आप इसका शीर्षक और कौन सा दे सकते हो?

4 ऐसी कहानी रचित करें जिसमें कम से कम 10 से 15 मुहावरों का प्रयोग हो |

### 5. ASL – Speaking Activity

अपने माता-पिता के सामने खड़े होकर “मेरा पसंदीदा विषय ” विषय पर 1 मिनट बोलिए। संबंधित विषय से वीडियो भी बनाएं |

6. अपनी सुलेख पुस्तिका निर्झर मोती में से प्रतिदिन एक पृष्ठ सुंदर और शिल्प वाक्य बनावट से लिखिए |

## MATHEMATICS

### 1. MY BIRTHDAY MONTH CALENDAR:-On A3 size sheet

- Draw and decorate the calendar of your birthday month.
- Then do these activities:
- Circle your birthday date using glitter/sketch pens.
- Colour all Sundays red.
- Colour all Saturdays blue.
- Highlight:
- odd dates in yellow

- even dates in green
  - Decorate special days with stickers.
- Now FRAME your own questions:
- How many Sundays are there?
  - Which date comes after 18th?
  - Which dates are multiples of 5?
  - How many even dates are there?

## 2.Real-Life Word Problems Challenge

Students will solve 2 real-life word problems daily in a separate notebook.

- Parents can frame questions from daily life situations such as:
  - Shopping
  - Money transactions
  - Time
  - Travel
  - Sharing objects
  - Multiplication in groups
  - Division in daily activities
  - Addition and subtraction in household work

Examples:

You went to the market with ₹100. How much money is left after shopping?

24 chocolates are shared among 6 children. How many chocolates will each child get?

A family bought 5 packets of biscuits costing ₹20 each. Find total cost.

School starts at 8:00 a.m. and ends at 2:00 p.m. Find the total school hours.

## 3.Students will note down different daily-life timings in their notebook such as:

Waking up time

Breakfast time

School time

Play time

Dinner time

Sleeping time

## 4 Maths Shorts / Reel Activity

Record a short video showing any one Maths trick, tables trick, or mental maths activity in a fun and creative way.

## EVS

### Q 1. My Mini Garden – “Types of Plants”

Grow any one plant at home using :

Seeds ( mustard, coriander, beans) Or

A stem cutting plant (money plant)

Observe it for seven days and write observation of each day and note changes on A4 size sheet and draw the picture of plant.

### Q 2. Model – “My Neighbourhood”

Observe your neighbourhood and make model :

Places (park, school, hospital, shopping Mall)

Write the uses of these places in our life and add 5 lines: “How can I keep my neighbourhood clean?”

### **Q 3. Finger puppet Making – “Our Helpers”**

Draw/paste pictures of: Doctor , Teacher , Police , Sweeper on finger puppets

Write and learn 1–2 lines about each and add heading:

#### **“We Respect Our Helpers”**

### **Q 4. Poster – “Save Water”**

**Make a poster on A3 size sheet showing** Closing tap and using bucket instead of shower

Write 3 slogans:

Save water

Water is life

Every drop counts

**Q. 5 Make Flash cards using pictures of different birds and collect information about their claws and beaks** from internet. Also write about four unusual birds that are extinct now.

## **COMPUTER**

### **1. Make a Shortcut Keys Chart**

Prepare a colourful chart of common shortcut keys like Ctrl+C, Ctrl+V, Ctrl+Z etc.

### **2. Digital vs Manual Work Chart**

Make a comparison chart showing work done by computers and humans.

#### **1. Recycled Gadget Craft**

Use waste materials to create a mini computer setup and label all parts creatively.

#### **2. Computer Tips Shorts**

Record a mini video sharing 5 computer safety tips with actions, captions, and background music.

## ART & CRAFT

### Theme: “Imagine, Create & Recycle”

Dear Students,

Make your summer holidays joyful and creative with fun art activities. Use simple materials available at home and turn waste items into beautiful creations.

Do any 3 of the given activity

### GENERAL INSTRUCTIONS

- 1 Use eco-friendly and waste materials wherever possible.
- 2 Complete all activities neatly and creatively.
- 3 Parents may guide you when needed.
- 4 Write your name and class on every activity.
- 5 Submit all work after the holidays.

#### 1. BOTTLE CAP ART

- 1 Create any picture or design using old bottle caps on a cardboard base.
- 2 Ideas: Flower garden, rainbow, fish, butterfly, etc.

#### 2. SOCK PUPPET MAKING

- 1 Make a hand puppet using an old sock.
- 2 Decorate it using buttons, wool, paper eyes, or fabric pieces.

#### 3. MAGIC BOOKMARK

- 1 Create two colourful bookmarks using waste cardboard or old greeting cards.
- 2 Decorate with motivational quotes or cartoon drawings.

#### 4. KITCHEN PRINTING ACTIVITY

- 1 Use vegetables like ladyfinger, potato, onion, or leaves to make colourful prints on an A4 sheet.

#### 5. PAPER PLATE MASK

- 1 Create any animal or cartoon mask using an old paper plate.
- 2 Examples: Lion, rabbit, tiger, clown, superhero, etc.

### ART INTEGRATED PROJECT OR WORK

**ENGLISH** - Watch the video about Sikkim and create an Itinerary about this place. Decorate it accordingly and paste beautiful pictures too.

Complete Sikkim Travel Guide: Places To Visit In Sikkim, Things To Do In Sikkim | Tripoto

हिंदी - सिक्किम राज्य संबंधित कोई एक लोक कथा लिखे इस लोक कथा से आपने क्या सीखा इसके बारे में भी लिखें साथ ही साथ लोक कथा संबंधित चित्र A4 शीट पर लगाए |

**MATHEMATICS**-Draw 4 famous items of Sikkim (momos, tea, flowers, handicrafts, etc.) and write imaginary prices. Prepare 2 addition and 2 subtraction word problems using those prices.

**EVS** -Make a flower pattern inspired by Sikkim’s orchids.

\* Use shapes like circles, triangles, and squares in your design.

**HAPPY HOLIDAYS!**